


Lanterns CHINA




**WORLD
AFFAIRS
COUNCIL**
CINCINNATI &
NORTHERN KENTUCKY



What are Chinese Lanterns?


The paper lantern is a symbol of celebration and hope in China. The Lantern Festival marks the beginning of each Chinese Lunar New Year.

Lanterns hanging during Chinese New Year are said to be lucky charms that frighten away the Nian monster, which, according to legend, is a fierce beast that lives under the sea or in the mountains.



"Art Meets World is a powerful connection that **BUILDS** community within schools and neighborhoods in an ever-changing international demographic. The World Affairs Council provides access to global learning opportunities to think **BIGGER** and be encouraged to **EXPLORE** the worlds within their city."

- Michelle Harpenau, Executive Director, World Affairs Council



CHINA

the art of chinese lanterns

Materials Needed:



Stapler



Colored Pencils



Glue



Paper




Scissors


Materials Needed

- Stapler, glue, or tape
- Scissors
- Colored Pencils, Markers, or crayons
- Paper (different colors for creativity)
- Lantern Template (these can be printed or drawn on the paper)

Directions

- Pick a colored paper for your lantern
- Decorate and color!
 - Make sure your paper is lengthwise (landscape)
- Cut two strips of paper from the long edge
 - One will be the handle and the other will be the wish
- Fold "hot-dog" style along the dotted line
- Cut the solid lines on your paper (don't cut to the ends)
- Unfold the paper
- Loop the paper around (lengthwise) to form a tube and staple!
- Staple on the handle to the top of the lantern (see in picture below)
- Staple the wish to the bottom of the lantern (like a jellyfish tentacle)





Support Local Businesses and Restaurants

Expand your palate & learn about ways to engage with other international organizations.

- [Oriental Wok](#) | 859-331-3000 | Fort Mitchell & Hyde Park | 513-871-6888
- [Great Tang](#) | 513-847-6097 | West Chester, OH
- [Mala Hotpot](#) | 513-407-3039 | Evendale, OH
- [China Star](#) | 859-426-9688 | Edgewood, KY
- [Chinese American Society of Cincinnati](#) | 513-307-7465 | Sharonville, OH
- [Midwest USA Chinese Chamber of Commerce](#) | 513-562-8451 | Downtown Cincinnati

For even more options visit our [Culture Guides](#) at [GlobalCincinnati.org](#).

Educational Resources & Materials

Learn even more about China, explore the world from your home.

- [Fortune Tales | The Story of Lunar New Year](#) - PandaExpress Kids
- [China: New Year | Are We There Yet?](#) - National Geographic Kids
- [30 Cool Facts about China](#) - National Geographic Kids

Having fun?

Send us pictures of you creating and/or your final art pieces! We would love to feature your work on our social media! Email your pictures to hgerth@cincyworldaffairs.org!

Give us your feedback with this quick survey: [Art Meets World @ Home](#).



Below is a template example & a blank template!
No printer? Take a sheet of paper to the screen and trace the lines with a pencil.

First

Decorate your handle.
Then cut along the solid line below.




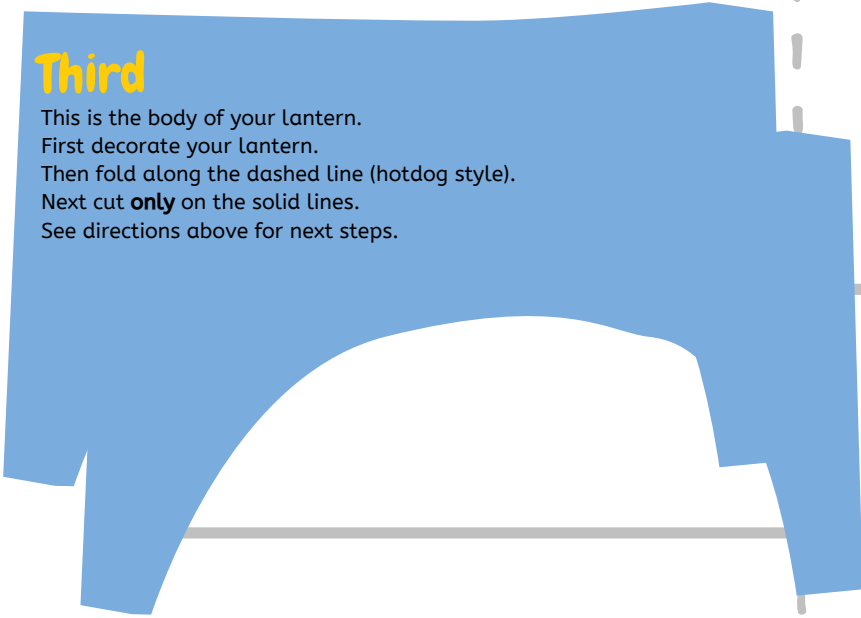
Second

Write your wish here!
Then cut along the solid line below.

I wish I could go to China!

Third

This is the body of your lantern.
First decorate your lantern.
Then fold along the dashed line (hotdog style).
Next cut **only** on the solid lines.
See directions above for next steps.



Ready?

Below is a blank template.
Please cut on the solid lines
& fold on the dashed line.

World Affairs Council
Cincy & NKY

